



# PJRB461F

## SURFACE MOUNT SCHOTTKY DIODE

**VOLTAGE** 25 Volts **CURRENT** 700 mA

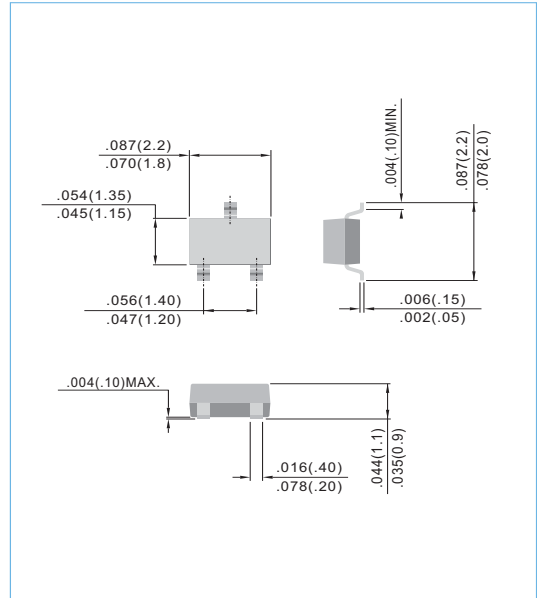
**SOT-323** Unit: inch (mm)

### FEATURES

- $I_F$  guaranteed at 0.7A
- Ultra-Low  $V_F$ (0.28V typical @100mA,75°C)
- Extremely fast switching speed
- Surface mount package ideally suited for automatic insertion
- Pb free product : 99% Sn above can meet RoHS environment substance directive request

### MECHANICAL DATA

- Case: SOT-323, Plastic
- Terminals: Solderable per MIL-STD-750, Method 2026
- Approx. Weight: 0.0041 gram
- Marking : B1



### ABSOLUTE RATINGS

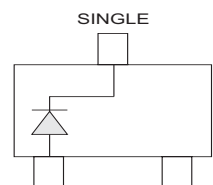
Note (1) :Single, 60 Hz half sine-wave

Parameter	Symbol	PJRB461F	Units
Maximum Reverse Voltage	$V_R$	20	V
Peak Reverse Voltage	$V_{RRM}$	25	V
Continuous Forward Current	$I_F$	0.7	A
Peak Forward Surge Current (1)	$I_{FSM}$	3	A

### THERMAL CHARACTERISTICS

Note (1) : FR-5 Board =1.0x0.75x0.062 in.

Parameter	Symbol	PJRB461F	Units
Power Dissipation (1)	$P_{TOT}$	160	mW
Thermal Resistance ,Junction to Ambient (1)	$R_{\theta JA}$	625	°C / W
Junction Temperature	$T_J$	-55 TO +125	°C
Storage Temperature	$T_{STG}$	-55 TO +150	°C





# PJRB461F

## ELECTRICAL CHARACTERISTICS ( $T_J=25^\circ\text{C}$ , unless otherwise noted)

Note (1) : Pulse Test : Pulse Width<300 $\mu\text{s}$ ,Duty Cycle<2%

Parameter	Symbol	TEST CONDITION	MIN.	TYP.	MAX.	Unit
Reverse Berakdown Voltage	$V_{(BR)}$	$I_R=1.0\mu\text{A}$	20	-	-	V
Reverse Current	$I_R$	$V_R=20\text{V}$	-	-	200	$\mu\text{A}$
Forward Voltage (1)	$V_F$	$I_F=700\text{mA}$	-	0.45	0.49	V

### CHARACTERISTIC CURVES

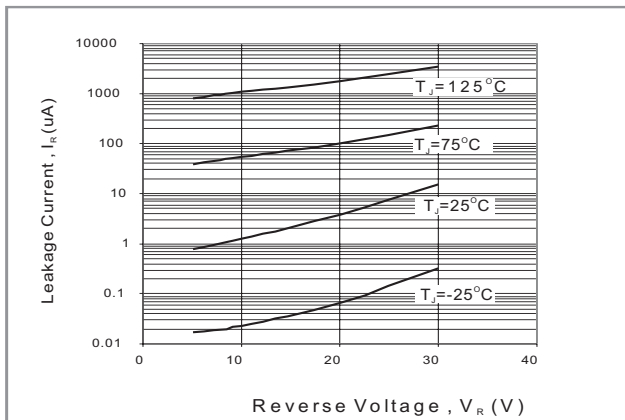


Fig.1- TYPICAL REVERSE LEAKAGE

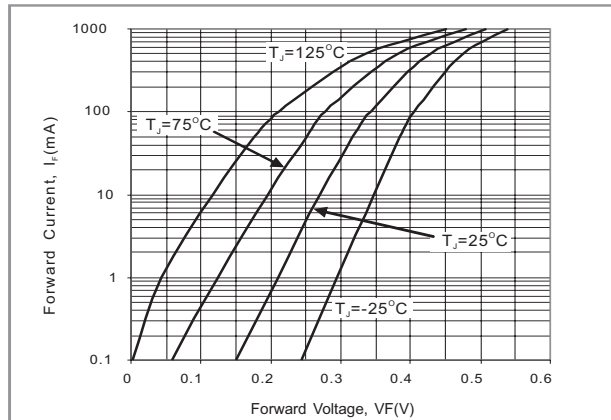


Fig.2- TYPICAL FORWARD VOLTAGE

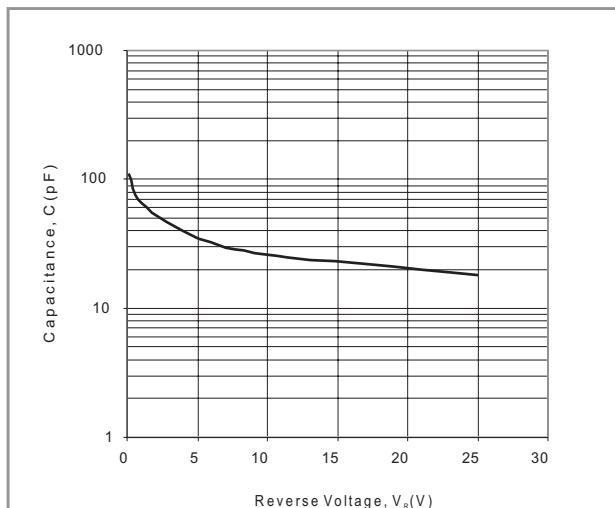
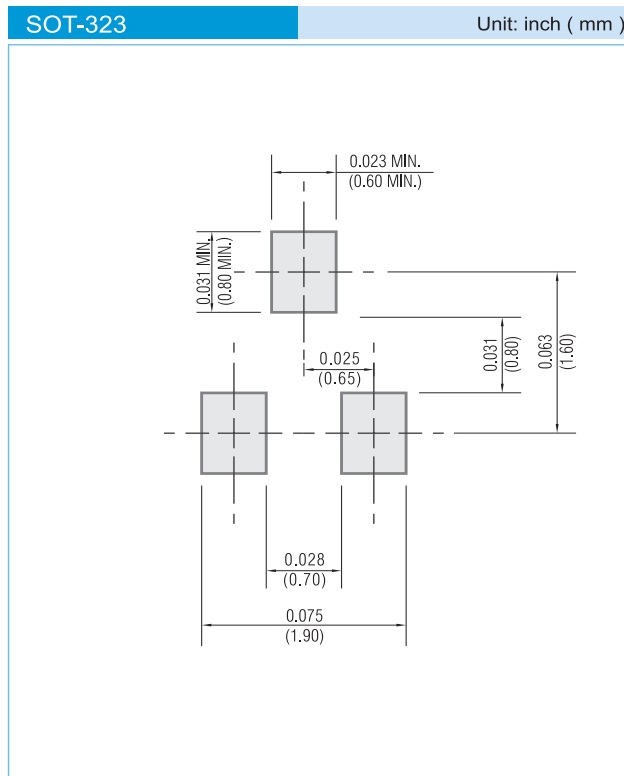


Fig.3- TYPICAL TOTAL CAPACITANCE



# PJRB461F

## MOUNTING PAD LAYOUT



## ORDER INFORMATION

- Packing information
  - T/R - 12K per 13" plastic Reel
  - T/R - 3K per 7" plastic Reel

## LEGAL STATEMENT

### Copyright PanJit International, Inc 2006

The information presented in this document is believed to be accurate and reliable. The specifications and information herein are subject to change without notice. Pan Jit makes no warranty, representation or guarantee regarding the suitability of its products for any particular purpose. Pan Jit products are not authorized for use in life support devices or systems. Pan Jit does not convey any license under its patent rights or rights of others.