

GENERAL PURPOSE APPLICATION.  
SWITCHING APPLICATION.

### FEATURES

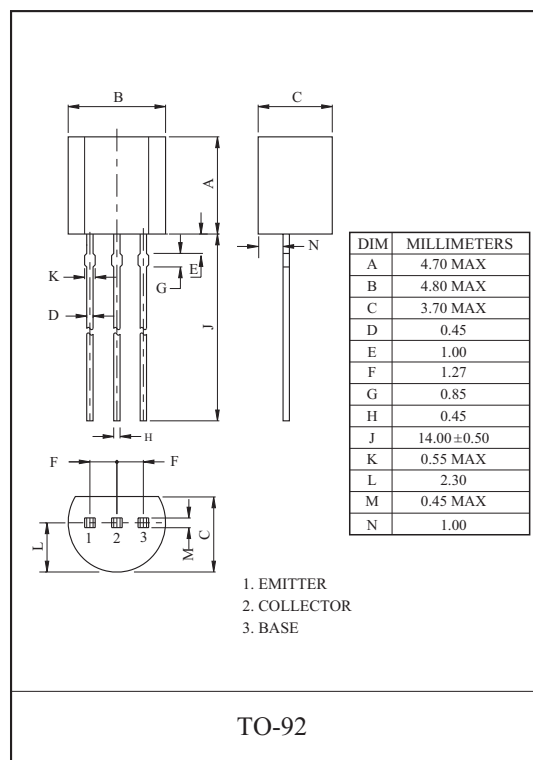
- Excellent  $h_{FE}$  Linearity  
 :  $h_{FE}(2)=80(\text{Typ.})$  at  $V_{CE}=-6V, I_C=-150mA$   
 :  $h_{FE}(I_C=0.1mA)/h_{FE}(I_C=2mA)=0.95(\text{Typ.})$ .
- Low Noise :  $NF=1dB(\text{Typ.})$  at  $f=1kHz$ .
- Complementary to KTC3198.

### MAXIMUM RATING (Ta=25°C)

CHARACTERISTIC	SYMBOL	RATING	UNIT
Collector-Base Voltage	$V_{CBO}$	-50	V
Collector-Emitter Voltage	$V_{CEO}$	-50	V
Emitter-Base Voltage	$V_{EBO}$	-5	V
Collector Current	$I_C$	-150	mA
Base Current	$I_B$	-50	mA
Collector Power Dissipation	$P_C$	625	mW
		400	
Junction Temperature	$T_j$	150	°C
Storage Temperature Range	$T_{stg}$	-55 ~ 150	°C

\*Cu Lead-Frame : 625mW

Fe Lead-Frame : 400mW



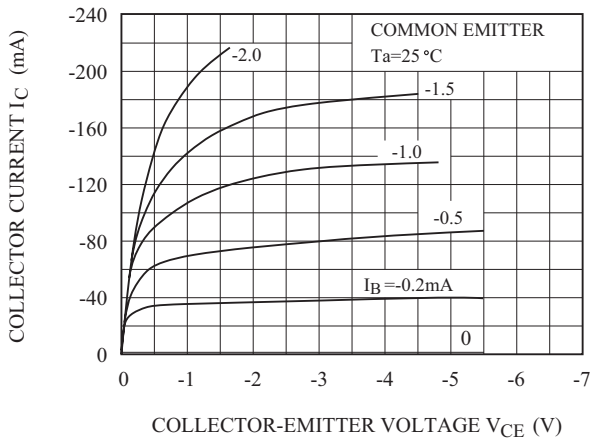
### ELECTRICAL CHARACTERISTICS (Ta=25°C)

CHARACTERISTIC	SYMBOL	TEST CONDITION	MIN.	TYP.	MAX.	UNIT
Collector Cut-off Current	$I_{CBO}$	$V_{CB}=-50V, I_E=0$	-	-	-0.1	$\mu A$
Emitter Cut-off Current	$I_{EBO}$	$V_{EB}=-5V, I_C=0$	-	-	-0.1	$\mu A$
DC Current Gain	$h_{FE}(1)$ (Note)	$V_{CE}=-6V, I_C=-2mA$	70	-	400	
	$h_{FE}(2)$	$V_{CE}=-6V, I_C=-150mA$	25	-	-	
Collector-Emitter Saturation Voltage	$V_{CE(sat)}$	$I_C=-100mA, I_B=-10mA$	-	-0.1	-0.3	V
Base-Emitter Saturation Voltage	$V_{BE(sat)}$	$I_C=-100mA, I_B=-10mA$	-	-	-1.1	V
Transition Frequency	$f_T$	$V_{CE}=-10V, I_C=-1mA$	80	-	-	MHz
Collector Output Capacitance	$C_{ob}$	$V_{CB}=-10V, I_E=0, f=1MHz$	-	4.0	7.0	pF
Base Intrinsic Resistance	$r_{bb'}$	$V_{CB}=-10V, I_E=1mA, f=30MHz$	-	30	-	$\Omega$
Noise Figure	NF	$V_{CE}=-6V, I_C=-0.1mA, R_g=10k\Omega, f=1kHz$	-	1.0	10	dB

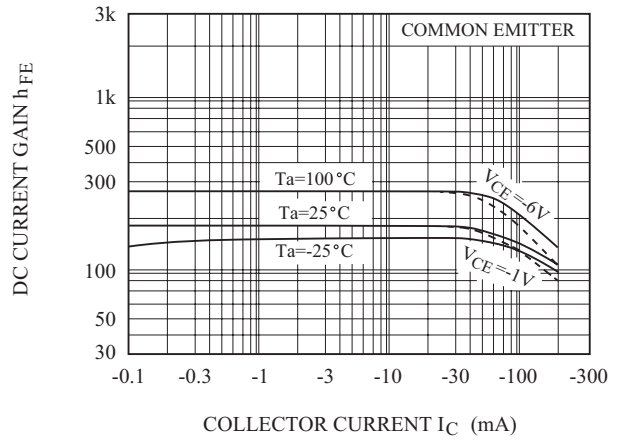
Note :  $h_{FE}(1)$  Classification O:70 ~ 140, Y:120 ~ 240, GR:200 ~ 400

# KTA1266

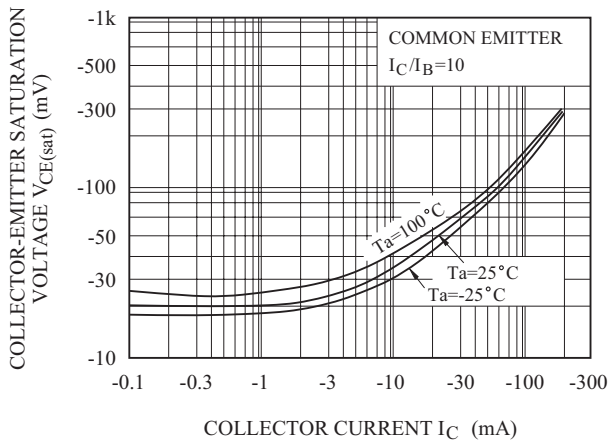
$I_C - V_{CE}$



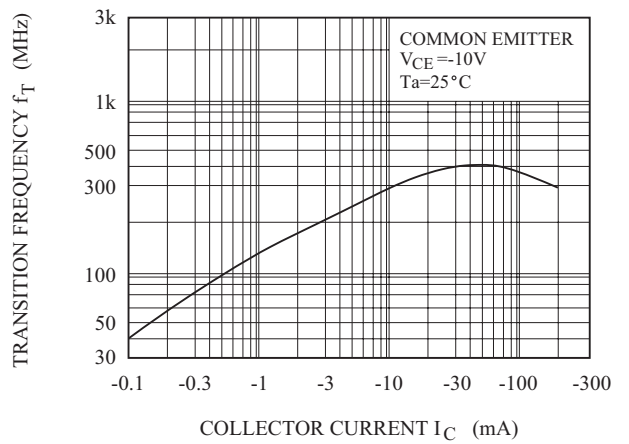
$h_{FE} - I_C$



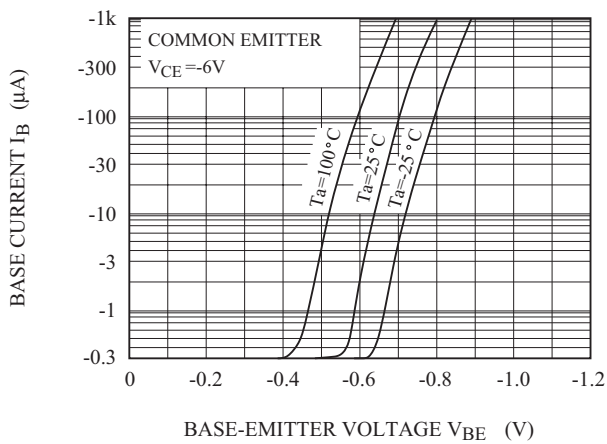
$V_{CE(sat)} - I_C$



$f_T - I_C$



$I_B - V_{BE}$



$P_C - T_a$

