

# MBR130T1, MBR130T3

## Surface Mount Schottky Power Rectifier

### Plastic SOD-123 Package

... using the Schottky Barrier principle with a large area metal-to-silicon power diode. Ideally suited for low voltage, high frequency rectification or as free wheeling and polarity protection diodes in surface mount applications where compact size and weight are critical to the system. This package also provides an easy to work with alternative to leadless 34 package style. These state-of-the-art devices have the following features:

- Guardring for Stress Protection
- Low Forward Voltage
- 125°C Operating Junction Temperature
- Epoxy Meets UL94, VO at 1/8"
- Package Designed for Optimal Automated Board Assembly
- ESD Ratings: Machine Model, C;  
Human Body Model, 3

#### Mechanical Characteristics

- Reel Options: MBR130T1 = 3,000 per 7" reel/8 mm tape  
MBR130T3 = 10,000 per 13" reel/8 mm tape
- Device Marking: S3
- Polarity Designator: Cathode Band
- Weight: 11.7 mg (approximately)
- Case: Epoxy, Molded
- Finish: All External Surfaces Corrosion Resistant and Terminal Leads are Readily Solderable
- Lead and Mounting Surface Temperature for Soldering Purposes: 260°C Max. for 10 Seconds

#### MAXIMUM RATINGS

Rating	Symbol	Value	Unit
Peak Repetitive Reverse Voltage Working Peak Reverse Voltage DC Blocking Voltage	$V_{RRM}$ $V_{RWM}$ $V_R$	30	V
Average Rectified Forward Current (Rated $V_R$ ) $T_L = 65^\circ\text{C}$	$I_{F(AV)}$	1.0	A
Non-Repetitive Peak Surge Current (Surge Applied at Rated Load Conditions, Halfwave, Single Phase, 60 Hz)	$I_{FSM}$	5.5	A
Storage Temperature Range	$T_{stg}$	-65 to +125	°C
Operating Junction Temperature	$T_J$	-65 to +125	°C
Voltage Rate of Change (Rated $V_R$ )	dv/dt	1000	V/ $\mu\text{s}$



ON Semiconductor™

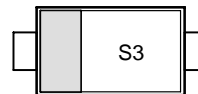
<http://onsemi.com>

### SCHOTTKY BARRIER RECTIFIER 1.0 AMPERES 30 VOLTS



SOD-123  
CASE 425  
STYLE 1

#### DEVICE MARKING



S3 = Device Code

#### ORDERING INFORMATION

Device	Package	Shipping
MBR130T1	SOD-123	3000/Tape & Reel
MBR130T3	SOD-123	10,000/Tape & Reel

# MBR130T1, MBR130T3

## THERMAL CHARACTERISTICS

Characteristic	Symbol	Value	Unit
Thermal Resistance, Junction to Ambient (Note 1.)	$R_{\theta JA}$	230	$^{\circ}C/W$
Thermal Resistance, Junction to Lead (Note 1.)	$R_{\theta JL}$	108	$^{\circ}C/W$

## ELECTRICAL CHARACTERISTICS

Characteristic	Symbol	Typ	Max	Unit
Maximum Instantaneous Forward Voltage (Note 2.) ( $I_F = 0.1$ A, $T_J = 25^{\circ}C$ ) ( $I_F = 0.7$ A, $T_J = 25^{\circ}C$ ) ( $I_F = 1.0$ A, $T_J = 25^{\circ}C$ )	$V_F$	– – 0.47	0.35 0.45 –	V
Maximum Instantaneous Reverse Current (Note 2.) (Rated dc Voltage, $T_C = 25^{\circ}C$ ) ( $V_R = 5$ V, $T_C = 25^{\circ}C$ )	$I_R$		60 10	$\mu A$

- FR-4 or FR-5 = 3.5 × 1.5 inches using a 1 inch Cu pad.
- Pulse Test: Pulse Width = 300  $\mu s$ , Duty Cycle  $\leq 2\%$ .

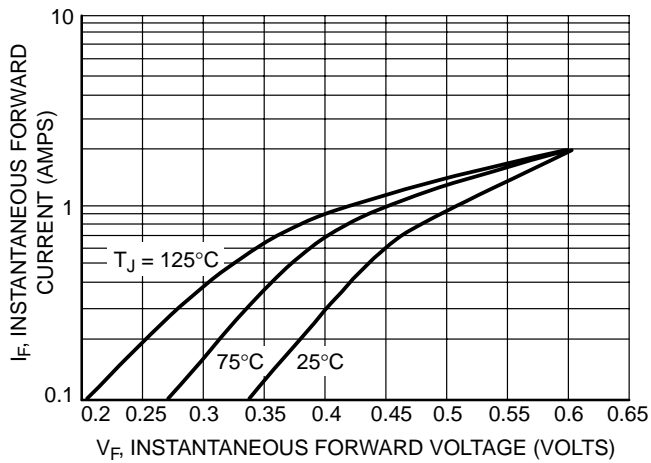


Figure 1. Maximum Forward Voltage

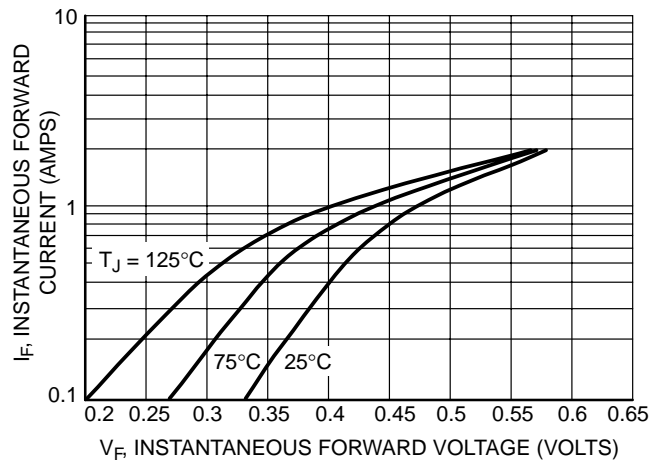


Figure 2. Typical Forward Voltage

# MBR130T1, MBR130T3

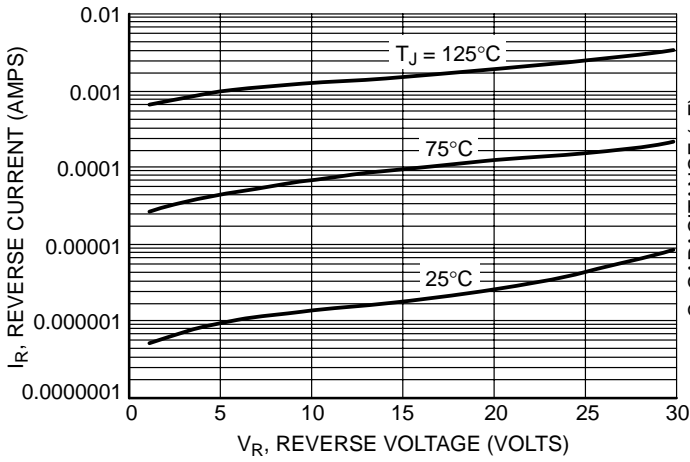


Figure 3. Typical Reverse Current

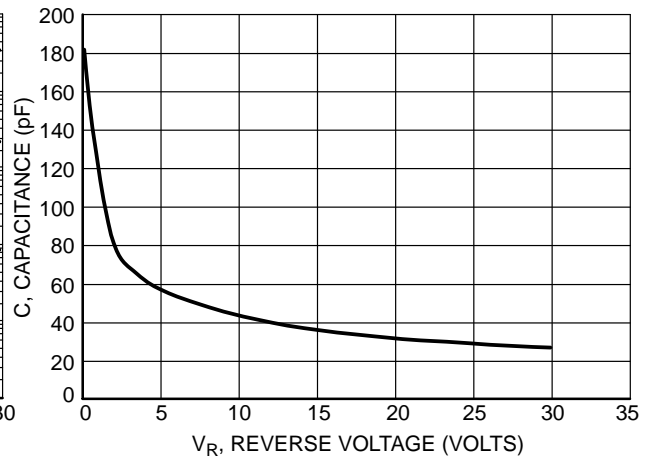


Figure 4. Typical Capacitance

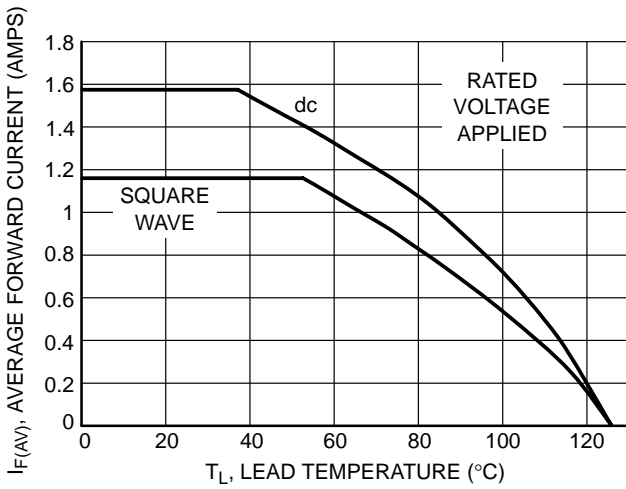


Figure 5. Current Derating, Lead,  $R_{\theta JL} = 108^\circ\text{C/W}$

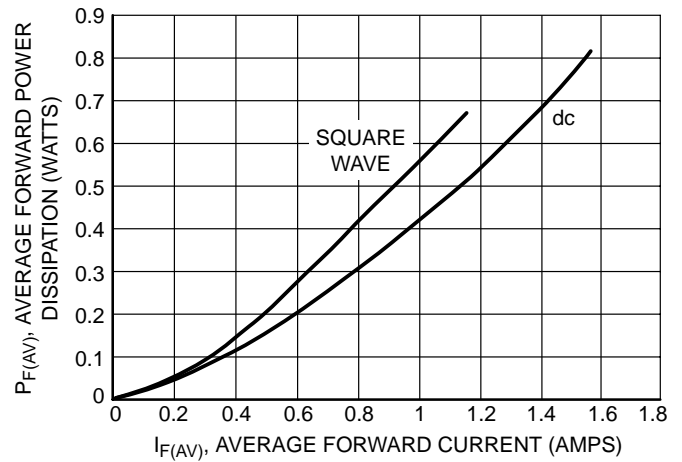
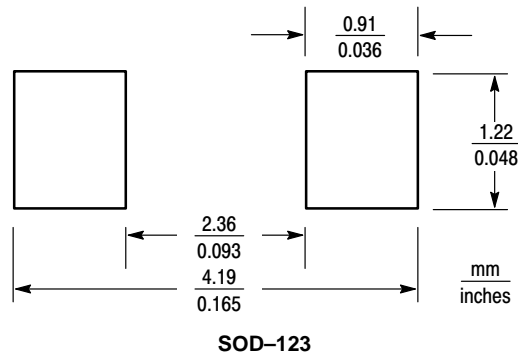


Figure 6. Forward Power Dissipation

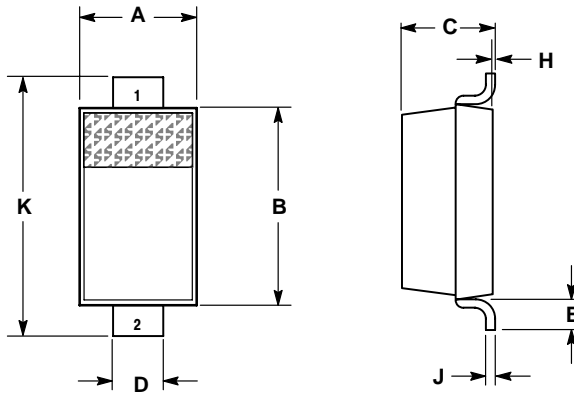
## RECOMMENDED FOOTPRINT FOR SOD-123



# MBR130T1, MBR130T3

## PACKAGE DIMENSIONS

SOD-123  
CASE 425-04  
ISSUE C




### NOTES:

1. DIMENSIONING AND TOLERANCING PER ANSI Y14.5M, 1982.
2. CONTROLLING DIMENSION: INCH.

DIM	INCHES		MILLIMETERS	
	MIN	MAX	MIN	MAX
A	0.055	0.071	1.40	1.80
B	0.100	0.112	2.55	2.85
C	0.037	0.053	0.95	1.35
D	0.020	0.028	0.50	0.70
E	0.004	---	0.25	---
H	0.000	0.004	0.00	0.10
J	---	0.006	---	0.15
K	0.140	0.152	3.55	3.85

### STYLE 1:

- PIN 1. CATHODE
- PIN 2. ANODE

**ON Semiconductor** and  are trademarks of Semiconductor Components Industries, LLC (SCILLC). SCILLC reserves the right to make changes without further notice to any products herein. SCILLC makes no warranty, representation or guarantee regarding the suitability of its products for any particular purpose, nor does SCILLC assume any liability arising out of the application or use of any product or circuit, and specifically disclaims any and all liability, including without limitation special, consequential or incidental damages. "Typical" parameters which may be provided in SCILLC data sheets and/or specifications can and do vary in different applications and actual performance may vary over time. All operating parameters, including "Typicals" must be validated for each customer application by customer's technical experts. SCILLC does not convey any license under its patent rights nor the rights of others. SCILLC products are not designed, intended, or authorized for use as components in systems intended for surgical implant into the body, or other applications intended to support or sustain life, or for any other application in which the failure of the SCILLC product could create a situation where personal injury or death may occur. Should Buyer purchase or use SCILLC products for any such unintended or unauthorized application, Buyer shall indemnify and hold SCILLC and its officers, employees, subsidiaries, affiliates, and distributors harmless against all claims, costs, damages, and expenses, and reasonable attorney fees arising out of, directly or indirectly, any claim of personal injury or death associated with such unintended or unauthorized use, even if such claim alleges that SCILLC was negligent regarding the design or manufacture of the part. SCILLC is an Equal Opportunity/Affirmative Action Employer.

## PUBLICATION ORDERING INFORMATION

### NORTH AMERICA Literature Fulfillment:

Literature Distribution Center for ON Semiconductor  
P.O. Box 5163, Denver, Colorado 80217 USA  
**Phone:** 303-675-2175 or 800-344-3860 Toll Free USA/Canada  
**Fax:** 303-675-2176 or 800-344-3867 Toll Free USA/Canada  
**Email:** ONlit@hibbertco.com  
Fax Response Line: 303-675-2167 or 800-344-3810 Toll Free USA/Canada

**N. American Technical Support:** 800-282-9855 Toll Free USA/Canada

### EUROPE: LDC for ON Semiconductor – European Support

**German Phone:** (+1) 303-308-7140 (Mon-Fri 2:30pm to 7:00pm CET)  
**Email:** ONlit-german@hibbertco.com  
**French Phone:** (+1) 303-308-7141 (Mon-Fri 2:00pm to 7:00pm CET)  
**Email:** ONlit-french@hibbertco.com  
**English Phone:** (+1) 303-308-7142 (Mon-Fri 12:00pm to 5:00pm GMT)  
**Email:** ONlit@hibbertco.com

**EUROPEAN TOLL-FREE ACCESS\*: 00-800-4422-3781**

\*Available from Germany, France, Italy, UK, Ireland

### CENTRAL/SOUTH AMERICA:

**Spanish Phone:** 303-308-7143 (Mon-Fri 8:00am to 5:00pm MST)  
**Email:** ONlit-spanish@hibbertco.com  
**Toll-Free from Mexico:** Dial 01-800-288-2872 for Access –  
then Dial 866-297-9322

### ASIA/PACIFIC: LDC for ON Semiconductor – Asia Support

**Phone:** 303-675-2121 (Tue-Fri 9:00am to 1:00pm, Hong Kong Time)  
**Toll Free from Hong Kong & Singapore:**  
**001-800-4422-3781**  
**Email:** ONlit-asia@hibbertco.com

### JAPAN: ON Semiconductor, Japan Customer Focus Center

4-32-1 Nishi-Gotanda, Shinagawa-ku, Tokyo, Japan 141-0031  
**Phone:** 81-3-5740-2700  
**Email:** r14525@onsemi.com

**ON Semiconductor Website:** <http://onsemi.com>

For additional information, please contact your local Sales Representative.