



SS1040

SURFACE MOUNT SCHOTTKY BARRIER

VOLTAGE 40 Volts **CURRENT** 1.0 Amperes

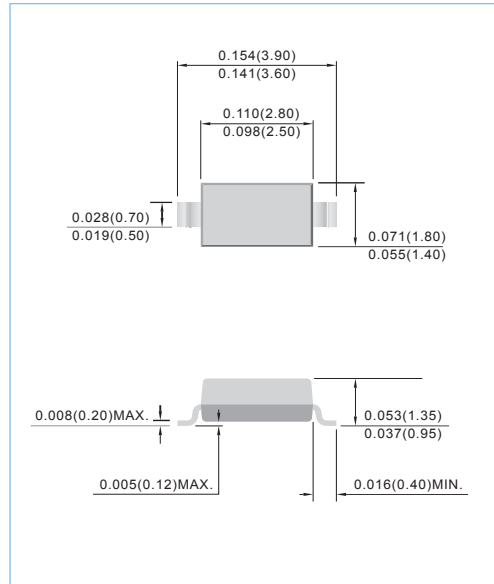
FEATURES

- Fast switching speed
- Surface mount package ideally suited for automatic insertion
- Electrical identical standard JEDEC.
- High conductor
- Lead free in comply with EU RoHS 2002/95/EC directives.
- Green molding compound as per IEC61249 Std. . (Halogen Free)

MECHANICAL DATA

- Case: SOD-123, Plastic
- Terminals: Solderable per MIL-STD-750, Method 2026
- Approx. Weight: 0.0004 ounces, 0.01 grams
- Marking : G5
- Polarity : Color band cathode

SOD-123 Unit : inch(mm)



ABSOLUTE RATINGS

PARAMETER	Symbol	Value	Units
Reverse Voltage	V_R	40	V
Peak Reverse Voltage	V_{RRM}	40	V
Average Rectified Current at $T_L = 75^\circ\text{C}$	$I_{F(AV)}$	1.0	A
Non-repetitive Peak Forward Surge Current at $t=8.3\text{ms}$	I_{FSM}	30	A

THERMAL CHARACTERISTICS

PARAMETER	Symbol	Value	Units
Thermal Resistance , Junction to Ambient	$R_{\theta JA}$	325	$^\circ\text{C/W}$
Junction Temperature	T_J	125	$^\circ\text{C}$
Storage Temperature at $\text{Temp}=25^\circ\text{C}$	T_{STG}	-55 to 150	$^\circ\text{C}$

Note.1 Mounted with minimum recommended pad size, PC Board FR4.





SS1040

ELECTRICAL CHARACTERISTICS

PARAMETER	Symbol	Test Condition	MIN.	TYP.	MAX.	Units
Reverse Breakdown Voltage	$V_{(BR)}$	$I_R=500 \mu A$	40	--	--	V
Reverse Current	I_R	$V_R=40 V$	--	--	500	μA
Forward Voltage	V_F	$I_F=1.0 A$	--	--	0.55	V
Diode Capacitance	C_J	$V_R=0V, f=1.0MHz$	--	--	230	pF

RATING AND CHARACTERISTIC CURVES

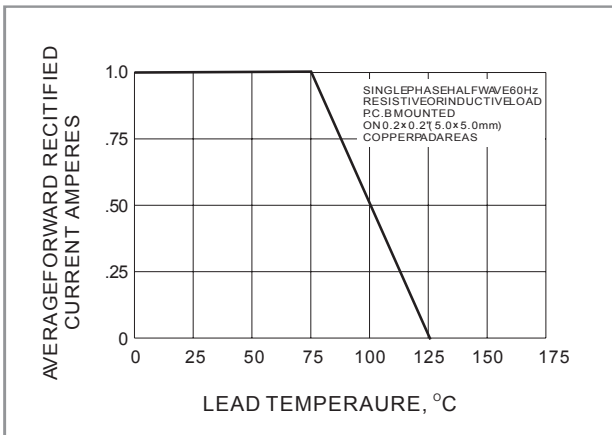


Fig.1- FORWARD CURRENT DERATING CURVE

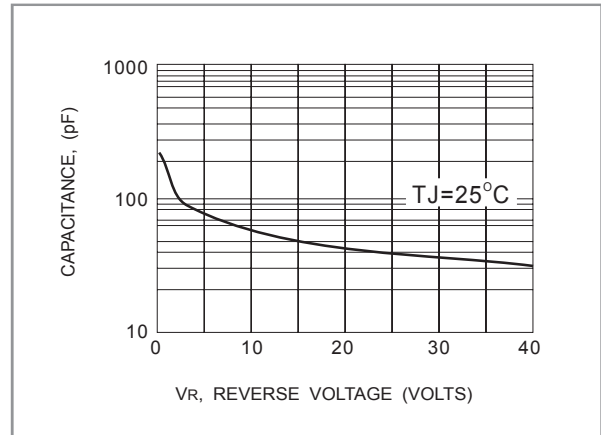


Fig.2- TYPICAL JUNCTION CHARACTERISTIC

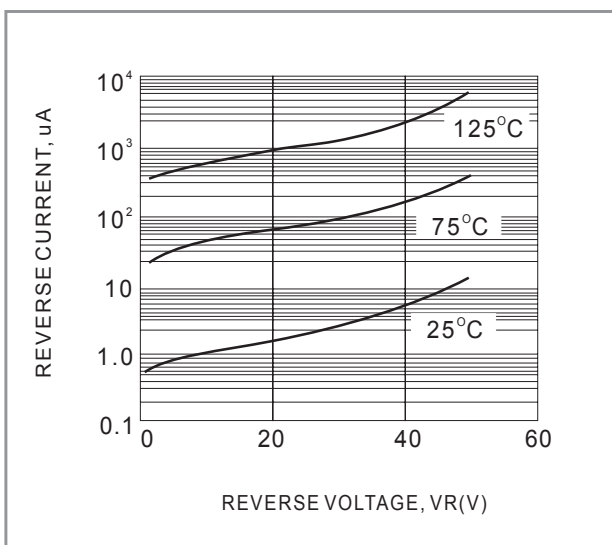


Fig.3- TYPICAL REVERSE CHARACTERISTIC

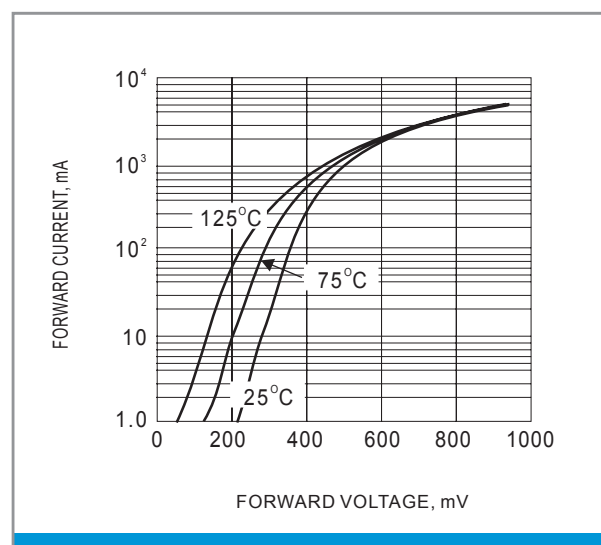
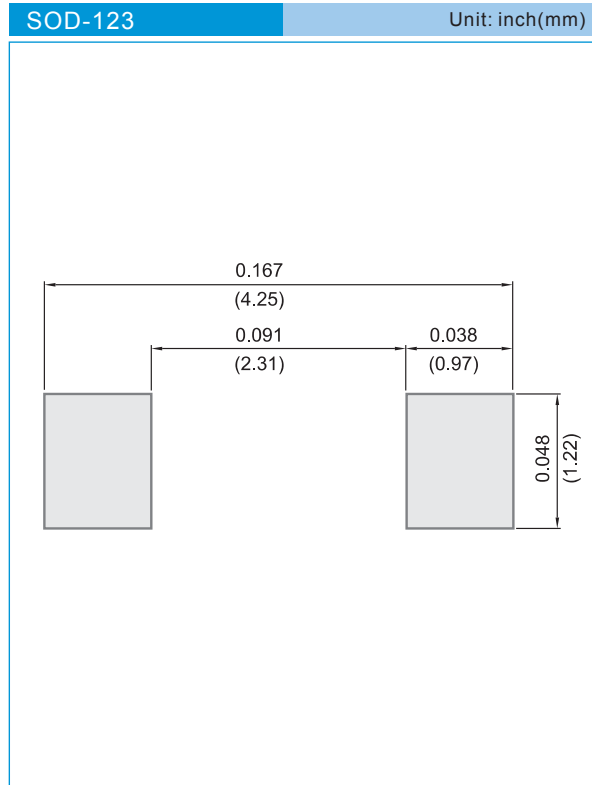


Fig.4- TYPICAL FORWARD CHARACTERISTIC



SS1040

MOUNTING PAD LAYOUT



ORDER INFORMATION

- Packing information
 - T/R - 10K per 13" plastic Reel
 - T/R - 3K per 7" plastic Reel



SS1040

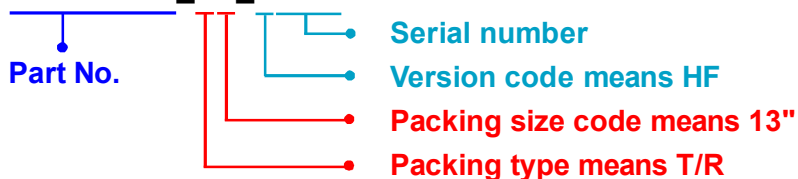
Part No_packing code_Version

SS1040_R1_00001

SS1040_R2_00001

For example :

RB500V-40_R2_00001



Packing Code XX				Version Code XXXXX		
Packing type	1 st Code	Packing size code	2 nd Code	HF or RoHS	1 st Code	2 nd ~5 th Code
Tape and Ammunition Box (T/B)	A	N/A	0	HF	0	serial number
Tape and Reel (T/R)	R	7"	1	RoHS	1	serial number
Bulk Packing (B/P)	B	13"	2			
Tube Packing (T/P)	T	26mm	X			
Tape and Reel (Right Oriented) (TRR)	S	52mm	Y			
Tape and Reel (Left Oriented) (TRL)	L	PANASERT T/B CATHODE UP (PBCU)	U			
FORMING	F	PANASERT T/B CATHODE DOWN (PBCD)	D			



SS1040

Disclaimer

- Reproducing and modifying information of the document is prohibited without permission from Panjit International Inc..
- Panjit International Inc. reserves the rights to make changes of the content herein the document anytime without notification. Please refer to our website for the latest document.
- Panjit International Inc. disclaims any and all liability arising out of the application or use of any product including damages incidentally and consequentially occurred.
- Panjit International Inc. does not assume any and all implied warranties, including warranties of fitness for particular purpose, non-infringement and merchantability.
- Applications shown on the herein document are examples of standard use and operation. Customers are responsible in comprehending the suitable use in particular applications. Panjit International Inc. makes no representation or warranty that such applications will be suitable for the specified use without further testing or modification.
- The products shown herein are not designed and authorized for equipments requiring high level of reliability or relating to human life and for any applications concerning life-saving or life-sustaining, such as medical instruments, transportation equipment, aerospace machinery et cetera. Customers using or selling these products for use in such applications do so at their own risk and agree to fully indemnify Panjit International Inc. for any damages resulting from such improper use or sale.