

Pin diode for FM / AM AGC
FM / AM AGC用ピンダイオード

KP2310R/S, KP2311E


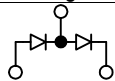

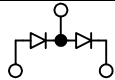

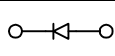
FEATURES

- Included Twin Element: KP2310R/S
- Included Single Element: KP2311E
- Excellent Intercept
- Low distortion
- ツインタイプ素子1組搭載: KP2310R/S
- 1素子搭載: KP2311E
- 優れた2信号特性
- 少ない歪み

ORDERING INFORMATION

- KP2310RTL...Storage direction: TL(Left type)
- KP2310STL...Storage direction: TL(Left type)
- KP2311ETR...Storage direction: TR(Right type)
* Part name + Storage direction

PACKAGE OUTLINE

Part name	Package	Marking	Pin configuration
KP2310R	 SOT23C-3	30	
KP2310S	 SOT23-3	301	
KP2311E	 URD	31	

ABSOLUTE MAXIMUM RATINGS

Parameter	項目	Symbol 記号	Rating 定格	Unit 単位	Remarks 備考
Reverse Voltage	逆方向電圧	V_R	40	V	
Forward Current	順方向電流	I_F	40	mA	
Power Dissipation	許容消費電力	P_D	100	mW	
Storage Temperature Range	保存温度範囲	T_{STG}	-55 to 150	°C	
Operating Temperature Range	動作温度範囲	T_{OP}	-55 to +85	°C	

ELECTRICAL CHARACTERISTICS

$T_A=25^\circ\text{C}$

Parameter 項目	Symbol 記号	Value 規格			Units 単位	Conditions 条件
		MIN	TYP	MAX		
Reverse Voltage 逆方向電圧	V_R	40			V	$I_R=10\mu\text{A}$
Reverse Current 逆方向電流	I_R			100	nA	$V_R=20\text{V}$
Forward Voltage 順方向電圧	V_F			0.85	V	$I_F=10\text{mA}$
Diode Capacitance 容量値	C_j		0.6	1.0	pF	$V_R=20\text{V}, f=1\text{MHz}$
Series Resistance 直列抵抗	R_s		3.5	7.0	Ω	$I_F=10\text{mA}, f=100\text{MHz}$

* Diode Capacitance measured with Agilent 4279A or equivalent instruments (at OSC level $20\pm 5\text{mVrms}$)
容量測定器は、Agilent 4279A又は相当品。OSCレベル $20\pm 5\text{mVrms}$ 。

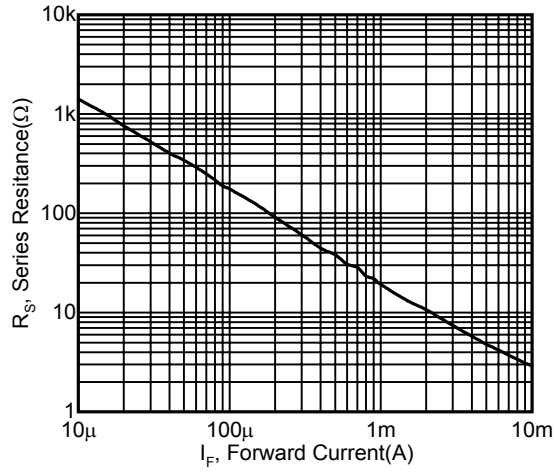
* Resistance meter is Agilent 4291B or equivalent instruments.
直列抵抗測定器は、Agilent 4291B又は相当品。

TYPICAL PREFORAMNCE CHARACTERISTICS

■ Series Resitance versus Forward Current

順方向電流対直列抵抗

f=100MHz, T_A=25°C



■ Forward Current versus Forward Voltage

順方向電圧対順方向電流

T_A=25°C

