



NPN / PNP Epitaxial Planar Silicon Transistors

# CPH6071 — Video Output Driver, High-Frequency Amplifier Applications

## Features

- Composite type with NPN transistor and PNP transistor contained in the conventional CPH package improving the mounting efficiency greatly.
- The CPH6071 is formed with two chips, being equivalent to the 2SC4504 and the other the 2SA1724, placed in one package.

## Specifications

Absolute Maximum Ratings at  $T_a=25^\circ\text{C}$ 

Parameter	Symbol	Conditions	Ratings	Unit
[TR1(NPN Tr)]				
Collector-to-Base Voltage	$V_{CBO}$		30	V
Collector-to-Emitter Voltage	$V_{CEO}$		20	V
Emitter-to-Base Voltage	$V_{EBO}$		3	V
Collector Current	$I_C$		300	mA
Collector Current (Pulse)	$I_{CP}$		600	mA
Collector Dissipation	$P_C$	Mounted on a ceramic board (600mm <sup>2</sup> X0.8mm)	0.9	W
[TR2(PNP Tr)]				
Collector-to-Base Voltage	$V_{CBO}$		-30	V
Collector-to-Emitter Voltage	$V_{CEO}$		-20	V
Emitter-to-Base Voltage	$V_{EBO}$		-3	V
Collector Current	$I_C$		-300	mA
Collector Current (Pulse)	$I_{CP}$		-600	mA
Collector Dissipation	$P_C$	Mounted on a ceramic board (600mm <sup>2</sup> X0.8mm)	0.9	W
[Common Ratings]				
Total Dissipation	$P_T$	Mounted on a ceramic board (600mm <sup>2</sup> X0.8mm)	1.1	W
Junction Temperature	$T_J$		150	°C
Storage Temperature	$T_{stg}$		-55 to +150	°C

Marking : GH

- Any and all SANYO products described or contained herein do not have specifications that can handle applications that require extremely high levels of reliability, such as life-support systems, aircraft's control systems, or other applications whose failure can be reasonably expected to result in serious physical and/or material damage. Consult with your SANYO representative nearest you before using any SANYO products described or contained herein in such applications.
- SANYO assumes no responsibility for equipment failures that result from using products at values that exceed, even momentarily, rated values (such as maximum ratings, operating condition ranges, or other parameters) listed in products specifications of any and all SANYO products described or contained herein.

# CPH6071

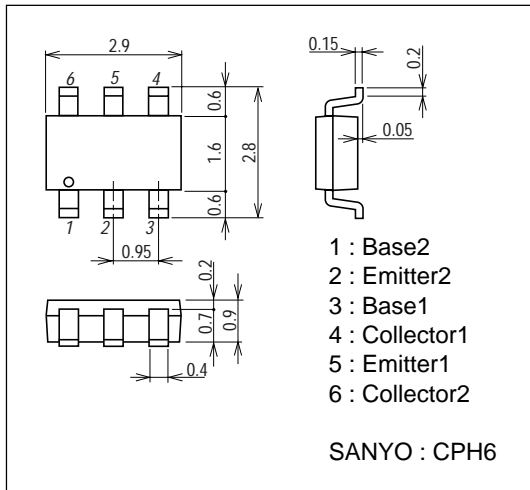
## Electrical Characteristics at Ta=25°C

Parameter	Symbol	Conditions	Ratings			Unit
			min	typ	max	
[TR1(NPN Tr)]						
Collector Cutoff Current	ICBO	V <sub>CB</sub> =20V, I <sub>E</sub> =0			0.1	μA
Emitter Cutoff Current	IEBO	V <sub>EB</sub> =2V, I <sub>C</sub> =0			5.0	μA
DC Current Gain	hFE(1)	V <sub>CE</sub> =5V, I <sub>C</sub> =50mA	100		200	
	hFE(2)	V <sub>CE</sub> =5V, I <sub>C</sub> =300mA	20			
Gain-Bandwidth Product	f <sub>T</sub>	V <sub>CE</sub> =5V, I <sub>C</sub> =50mA		2.2		GHz
Output Capacitance	C <sub>ob</sub>	V <sub>CB</sub> =10V, f=1MHz		2.9		pF
Reverse Transfer Capacitance	C <sub>re</sub>	V <sub>CB</sub> =10V, f=1MHz		2.6		pF
Collector-to-Emitter Saturation Voltage	V <sub>CE(sat)</sub>	I <sub>C</sub> =100mA, I <sub>B</sub> =10mA	0.15		0.5	V
Base-to-Emitter Saturation Voltage	V <sub>BE(sat)</sub>	I <sub>C</sub> =100mA, I <sub>B</sub> =10mA	0.9		1.2	V
[TR2(PNP Tr)]						
Collector Cutoff Current	ICBO	V <sub>CB</sub> =-20V, I <sub>E</sub> =0			-0.1	μA
Emitter Cutoff Current	IEBO	V <sub>EB</sub> =-2V, I <sub>C</sub> =0			-1.0	μA
DC Current Gain	hFE(1)	V <sub>CE</sub> =-5V, I <sub>C</sub> =-50mA	15		100	
	hFE(2)	V <sub>CE</sub> =-5V, I <sub>C</sub> =-300mA	5			
Gain-Bandwidth Product	f <sub>T</sub>	V <sub>CE</sub> =-5V, I <sub>C</sub> =-100mA		1.5		GHz
Output Capacitance	C <sub>ob</sub>	V <sub>CB</sub> =-10V, f=1MHz		4.9		pF
Reverse Transfer Capacitance	C <sub>re</sub>	V <sub>CB</sub> =-10V, f=1MHz		4.4		pF
Collector-to-Emitter Saturation Voltage	V <sub>CE(sat)</sub>	I <sub>C</sub> =-100mA, I <sub>B</sub> =-10mA	-0.4		-1.0	V
Base-to-Emitter Saturation Voltage	V <sub>BE(sat)</sub>	I <sub>C</sub> =-100mA, I <sub>B</sub> =-10mA	-0.9		-1.2	V

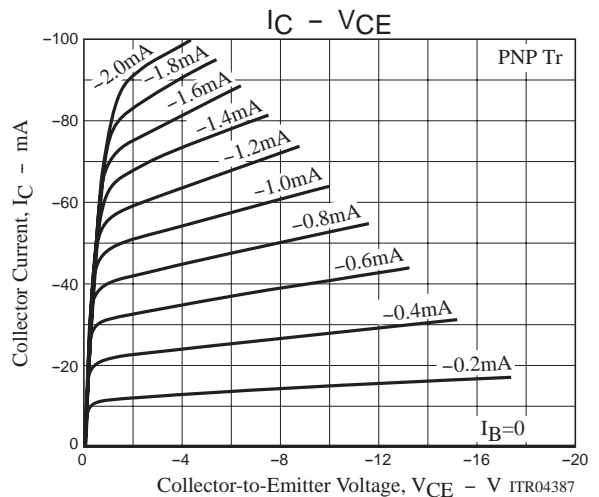
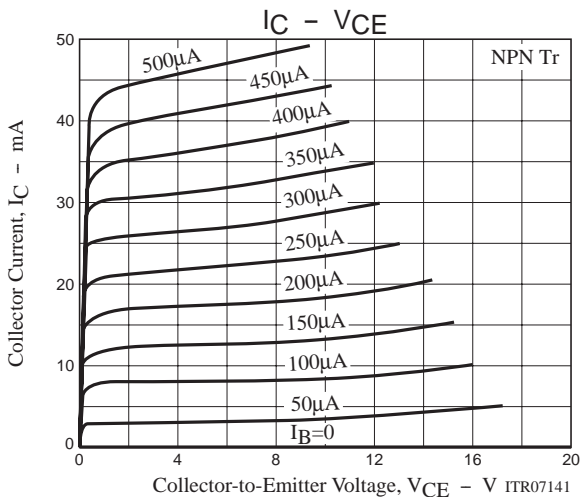
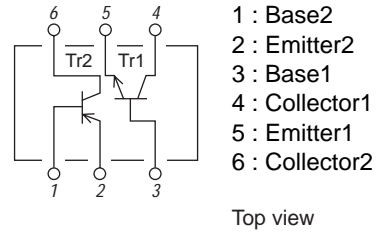
## Package Dimensions

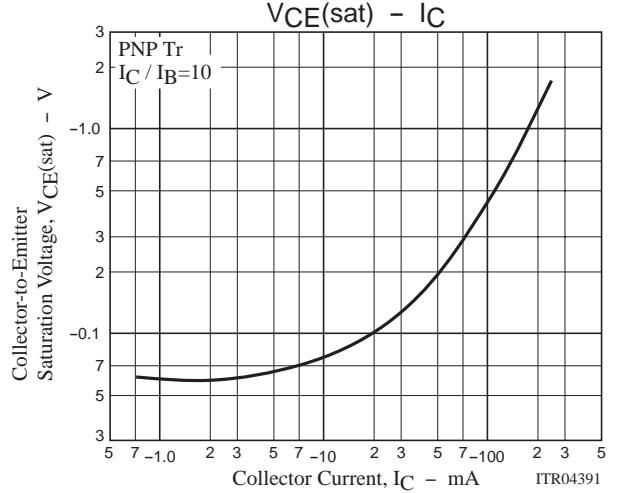
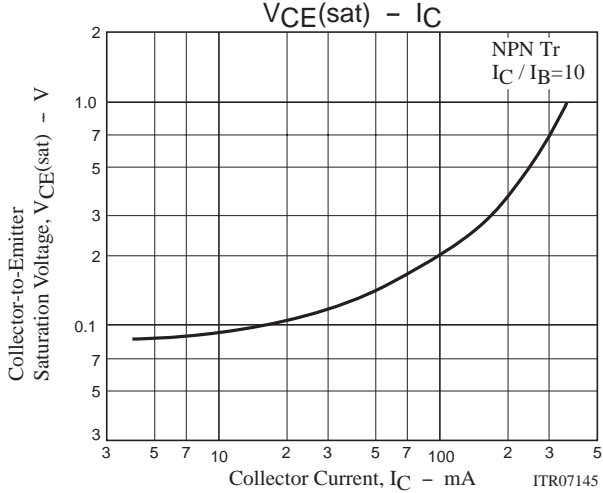
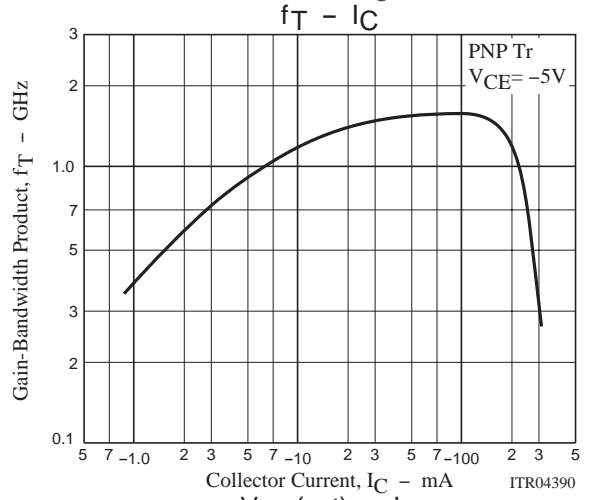
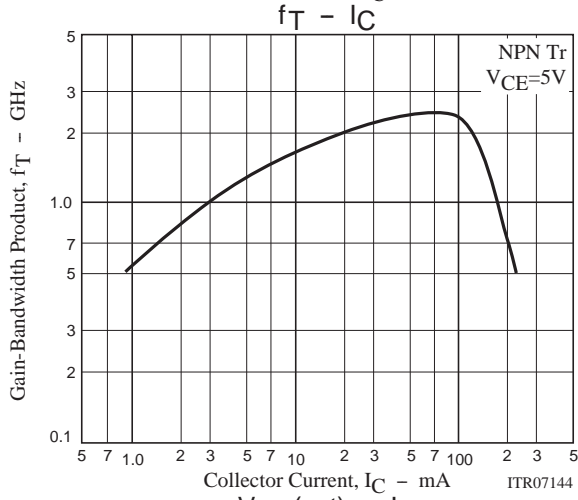
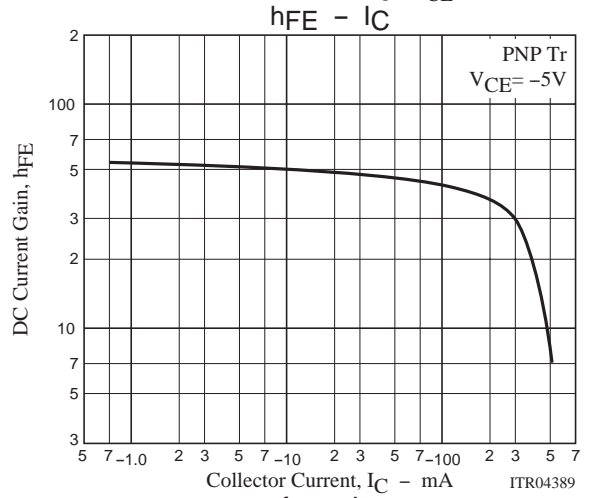
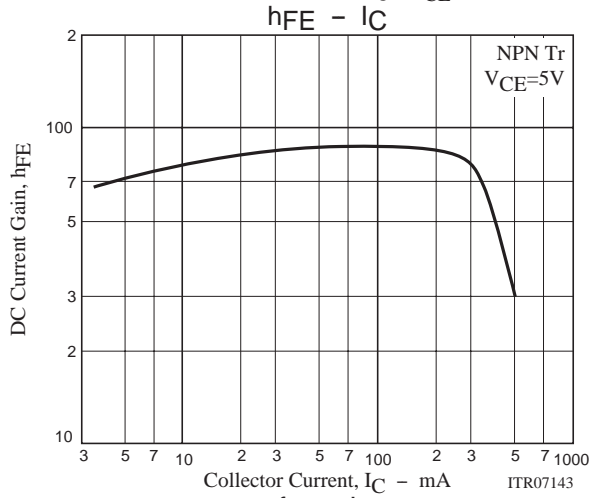
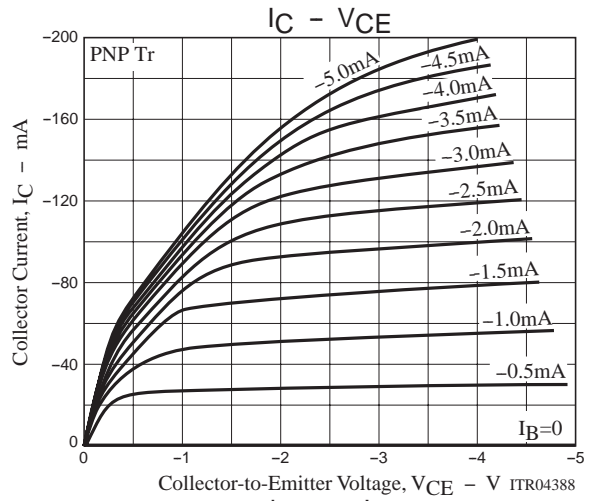
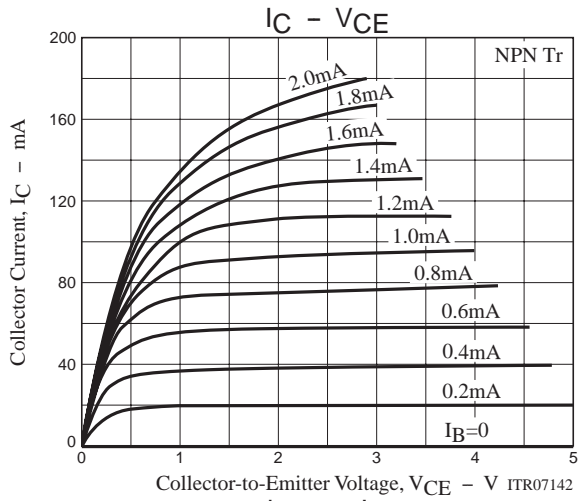
unit : mm

2229

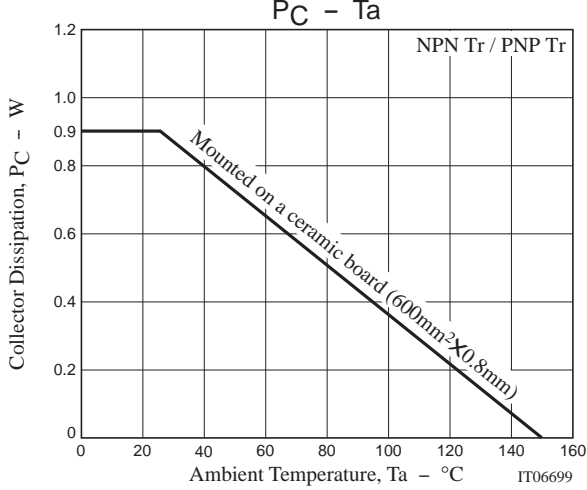
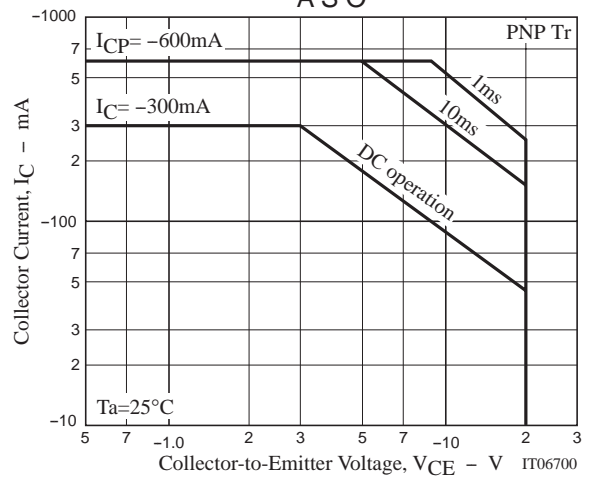
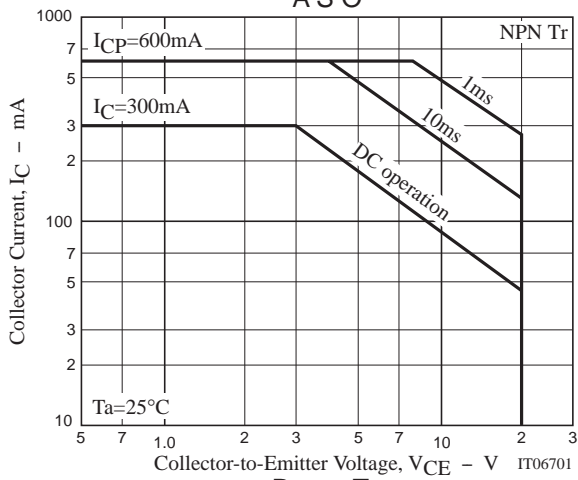
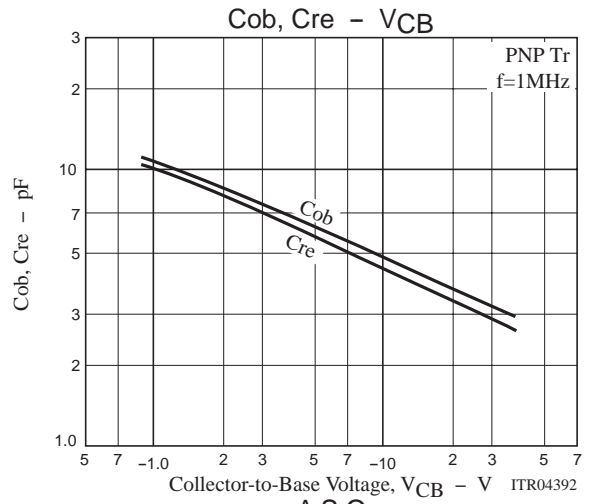
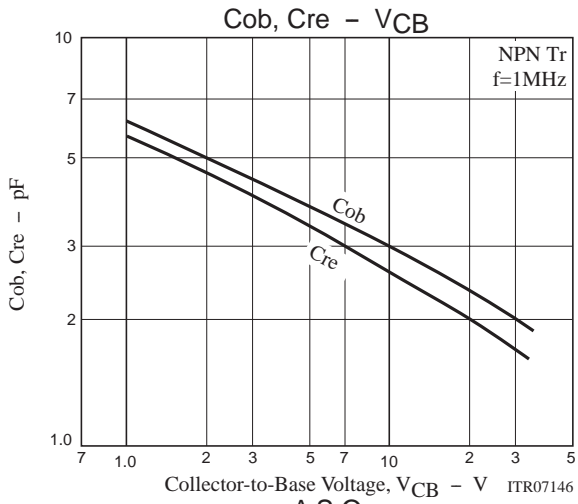


## Electrical Connection





CPH6071



- Specifications of any and all SANYO products described or contained herein stipulate the performance, characteristics, and functions of the described products in the independent state, and are not guarantees of the performance, characteristics, and functions of the described products as mounted in the customer's products or equipment. To verify symptoms and states that cannot be evaluated in an independent device, the customer should always evaluate and test devices mounted in the customer's products or equipment.
- SANYO Electric Co., Ltd. strives to supply high-quality high-reliability products. However, any and all semiconductor products fail with some probability. It is possible that these probabilistic failures could give rise to accidents or events that could endanger human lives, that could give rise to smoke or fire, or that could cause damage to other property. When designing equipment, adopt safety measures so that these kinds of accidents or events cannot occur. Such measures include but are not limited to protective circuits and error prevention circuits for safe design, redundant design, and structural design.
- In the event that any or all SANYO products(including technical data, services) described or contained herein are controlled under any of applicable local export control laws and regulations, such products must not be exported without obtaining the export license from the authorities concerned in accordance with the above law.
- No part of this publication may be reproduced or transmitted in any form or by any means, electronic or mechanical, including photocopying and recording, or any information storage or retrieval system, or otherwise, without the prior written permission of SANYO Electric Co., Ltd.
- Any and all information described or contained herein are subject to change without notice due to product/technology improvement, etc. When designing equipment, refer to the "Delivery Specification" for the SANYO product that you intend to use.
- Information (including circuit diagrams and circuit parameters) herein is for example only ; it is not guaranteed for volume production. SANYO believes information herein is accurate and reliable, but no guarantees are made or implied regarding its use or any infringements of intellectual property rights or other rights of third parties.

This catalog provides information as of November, 2004. Specifications and information herein are subject to change without notice.

This datasheet has been download from:

[www.datasheetcatalog.com](http://www.datasheetcatalog.com)

Datasheets for electronics components.